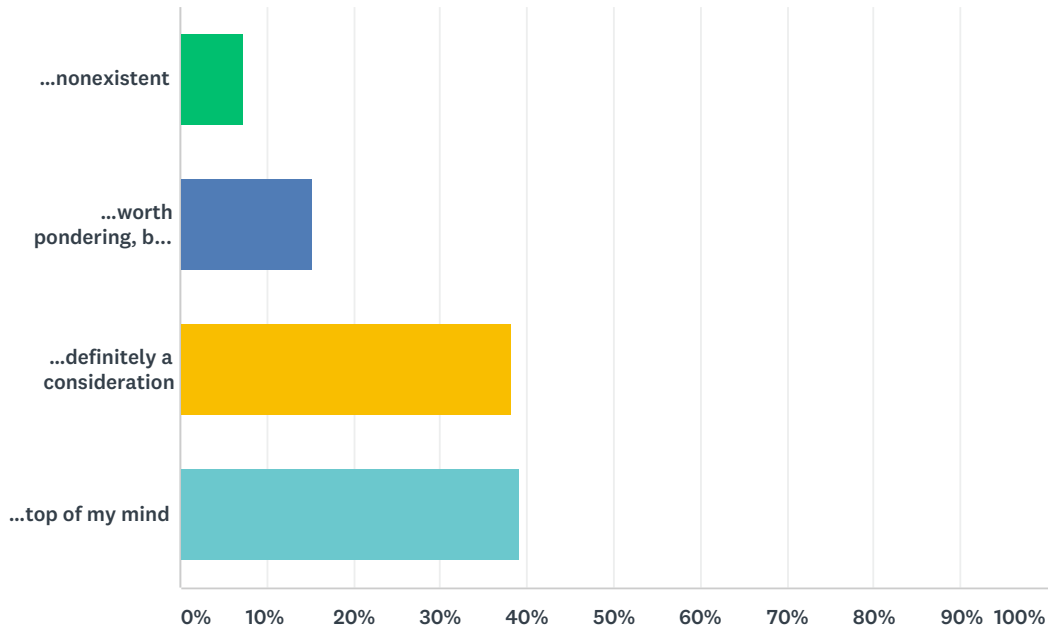


# Q1 At this point in your career, your thoughts about achieving work/life balance are...

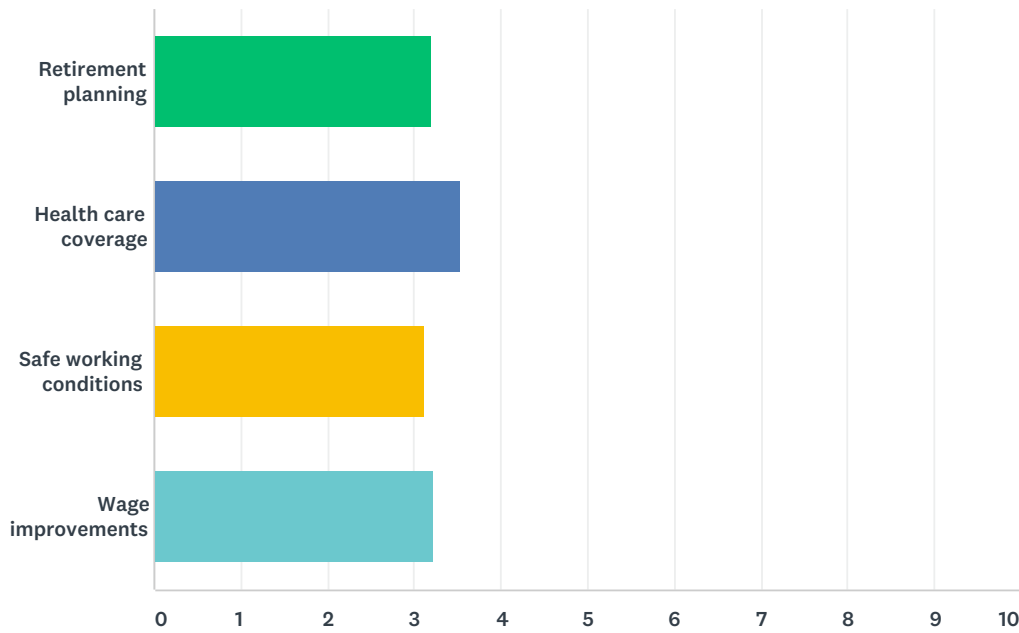
Answered: 458 Skipped: 5



ANSWER CHOICES	RESPONSES	
...nonexistent	7.42%	34
...worth pondering, but I'm focused on earning money	15.28%	70
...definitely a consideration	38.21%	175
...top of my mind	39.08%	179
<b>TOTAL</b>		<b>458</b>

## Q2 Please rank the following issues by how important they are to you, with 1 being the most important and 4 the least important:

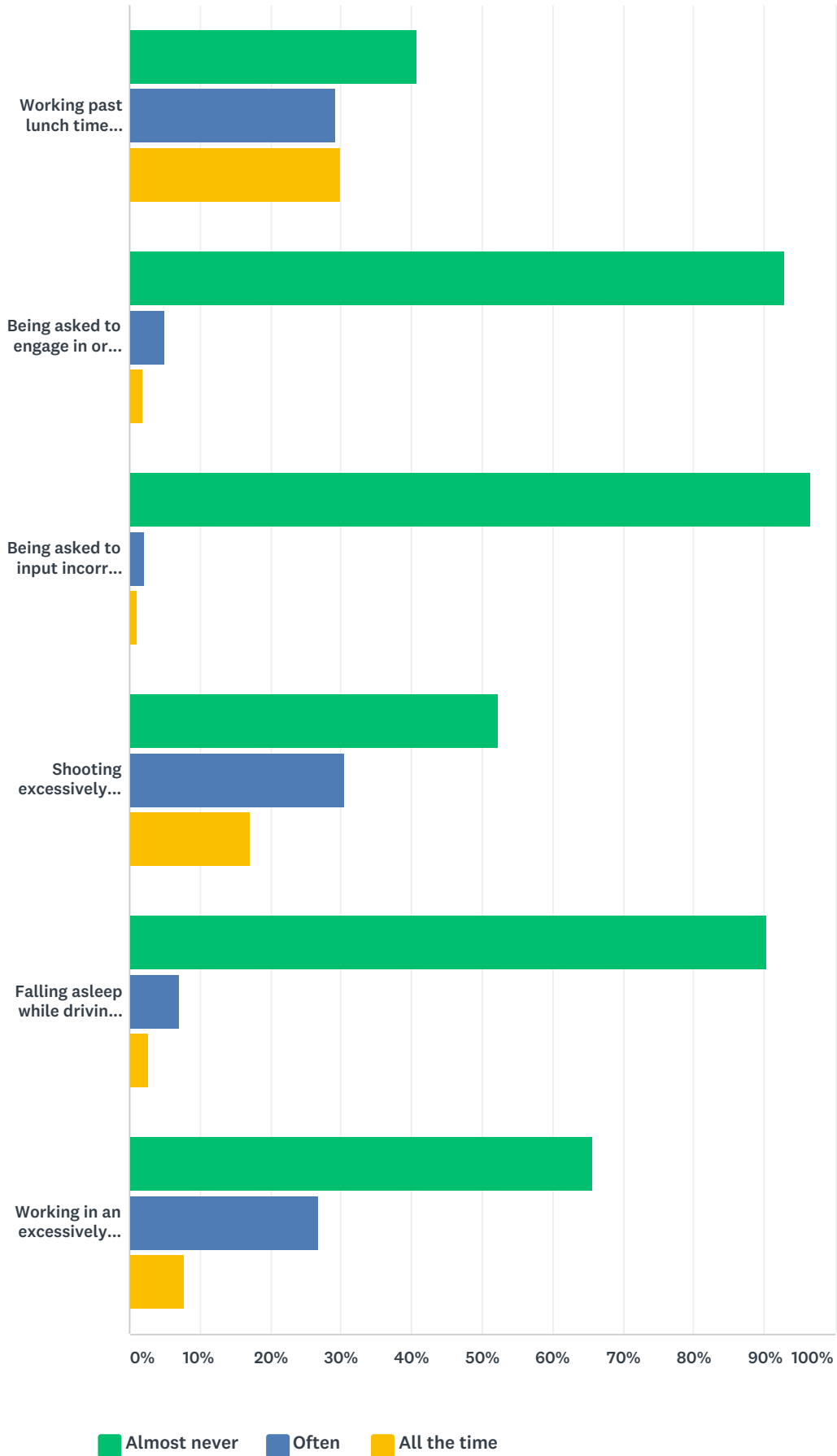
Answered: 459 Skipped: 4



	1	2	3 & 4	TOTAL	SCORE
Retirement planning	20.39% 84	32.28% 133	47.33% 195	412	3.20
Health care coverage	53.25% 221	28.43% 118	18.31% 76	415	3.53
Safe working conditions	10.90% 46	17.77% 75	71.33% 301	422	3.11
Wage improvements	21.52% 96	22.65% 101	55.83% 249	446	3.22

**Q3 Referring specifically to productions under an IATSE contract, in the last two years, how often have you seen these workplace safety issues?**

Answered: 458 Skipped: 5



■ Almost never
 ■ Often
 ■ All the time

	ALMOST NEVER	OFTEN	ALL THE TIME	TOTAL
--	--------------	-------	--------------	-------

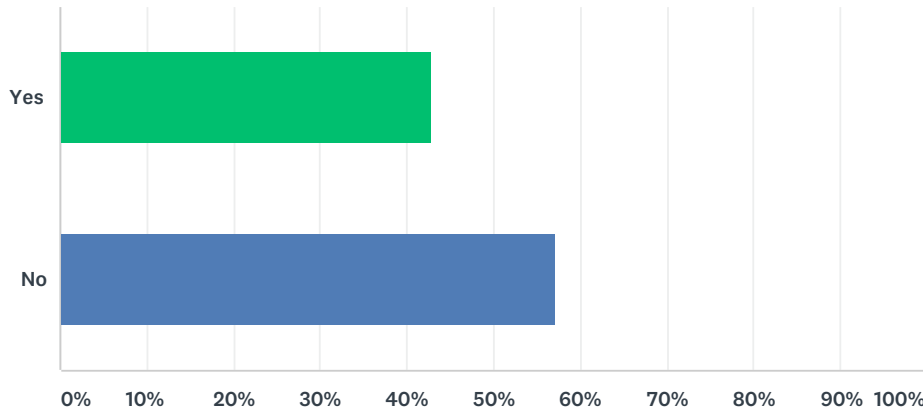
IATSE Local 695 December 2017 Membership Survey

SurveyMonkey

Working past lunch time (i.e. "calling Grace")	40.79% 186	29.39% 134	29.82% 136	456
Being asked to engage in or witness dangerous or risky behavior	92.97% 423	5.05% 23	1.98% 9	455
Being asked to input incorrect data on your time card	96.71% 441	2.19% 10	1.10% 5	456
Shooting excessively long takes	52.32% 237	30.46% 138	17.22% 78	453
Falling asleep while driving back home from work	90.35% 412	7.02% 32	2.63% 12	456
Working in an excessively noisy environment	65.65% 300	26.70% 122	7.66% 35	457

### Q4 Referring specifically to productions under an IATSE contract, in the last two years, have you experienced a pattern of excessive work hours?

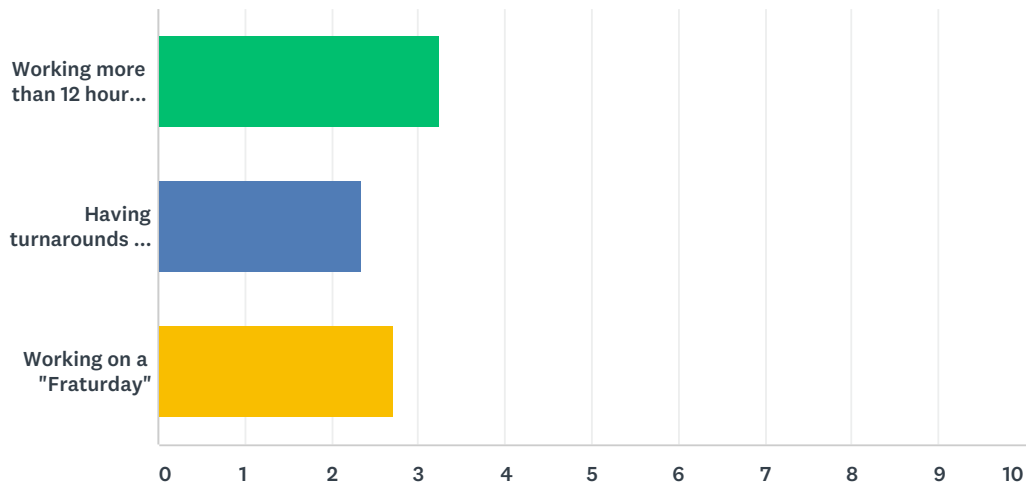
Answered: 458 Skipped: 5



ANSWER CHOICES	RESPONSES	
Yes	42.79%	196
No	57.21%	262
TOTAL		458

### Q5 In terms of excessive work hours, how often have you seen the following in the last two years?

Answered: 194 Skipped: 269



	NEVER	OCCASIONALLY	OFTEN	ALL THE TIME	TOTAL	WEIGHTED AVERAGE
Working more than 12 hours in a single day	0.00% 0	15.46% 30	44.33% 86	40.21% 78	194	3.25
Having turnarounds of less than ten hours	11.86% 23	53.09% 103	24.23% 47	10.82% 21	194	2.34
Working on a "Fraturday"	11.05% 21	29.47% 56	34.74% 66	24.74% 47	190	2.73

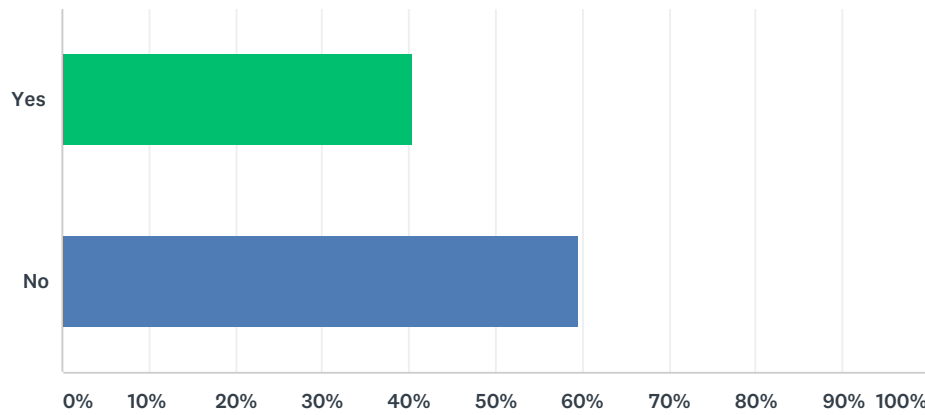
**Q6 Please tell us the name of the production (or productions) you're referring to.(Once again, this survey is anonymous and confidential. This data will be shared with the IATSE leadership, to better negotiate on your behalf, and cannot be traced back to your department.)**

Answered: 102 Skipped: 361



### Q7 In the last two years, have you had any health issues you believe are related to your production work?

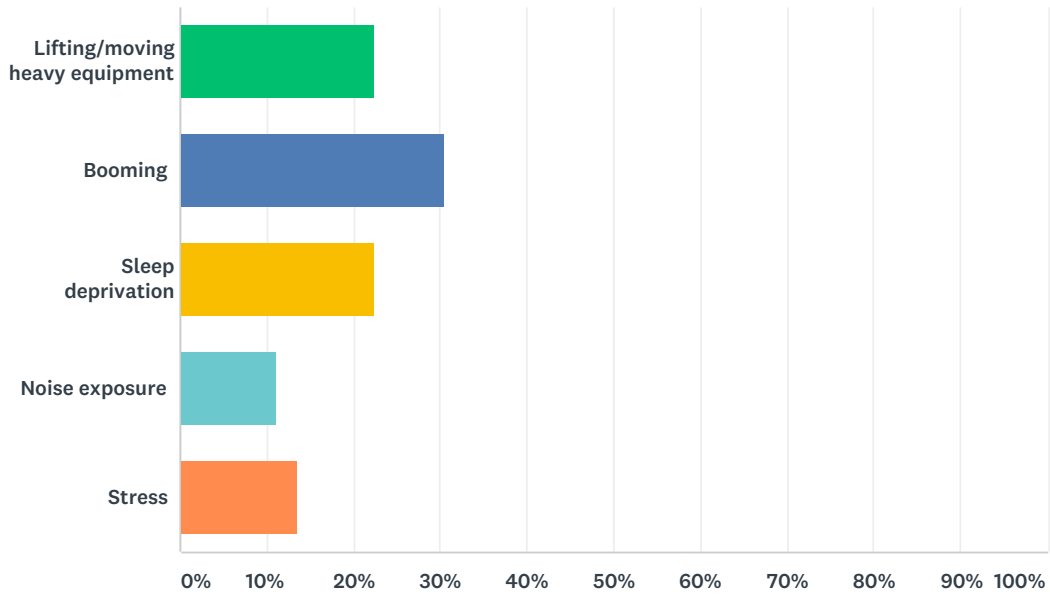
Answered: 455 Skipped: 8



ANSWER CHOICES	RESPONSES	
Yes	40.44%	184
No	59.56%	271
TOTAL		455

### Q8 Which reason(s) might have caused that issue? (mark all that apply)

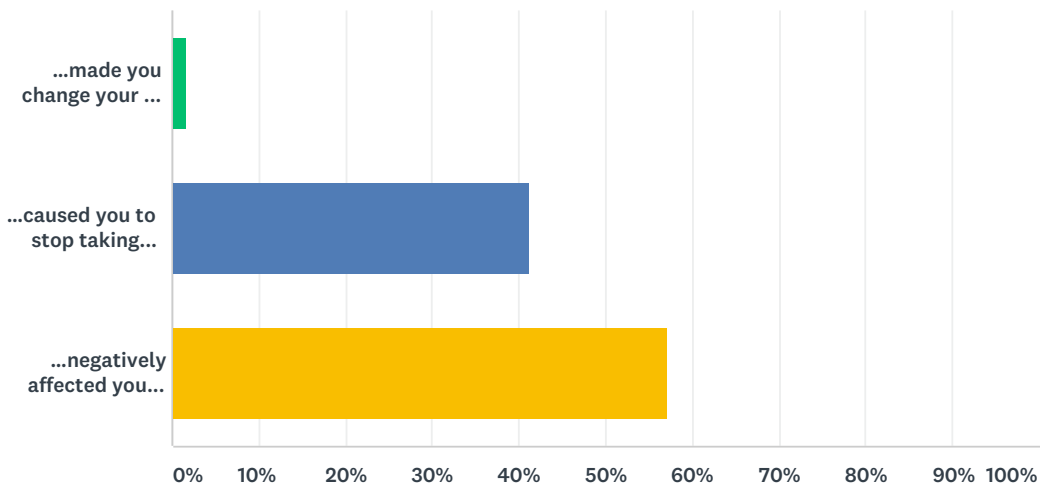
Answered: 170 Skipped: 293



ANSWER CHOICES	RESPONSES	
Lifting/moving heavy equipment	22.35%	38
Booming	30.59%	52
Sleep deprivation	22.35%	38
Noise exposure	11.18%	19
Stress	13.53%	23
<b>TOTAL</b>		<b>170</b>

### Q9 Has this health issue...

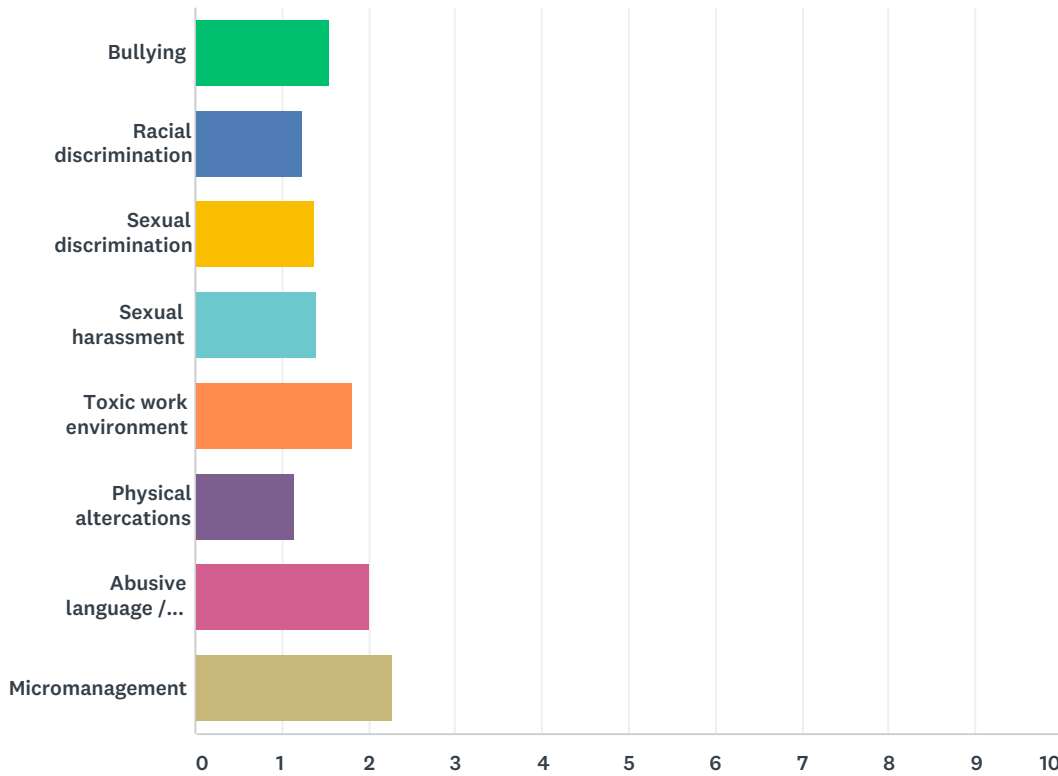
Answered: 119 Skipped: 344



ANSWER CHOICES	RESPONSES	
...made you change your job classification?	1.68%	2
...caused you to stop taking certain kinds of jobs?	41.18%	49
...negatively affected your work performance?	57.14%	68
TOTAL		119

### Q10 Referring specifically to productions under an IATSE contract, in the last two years, how often have you seen these types of workplace harassment?

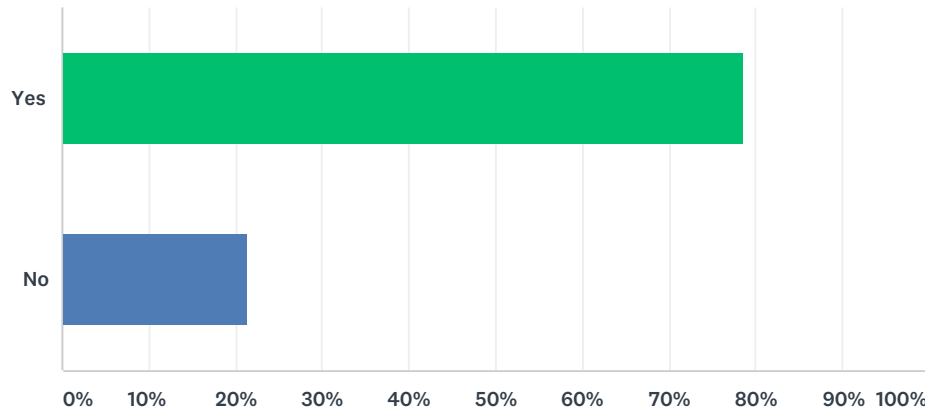
Answered: 445 Skipped: 18



	NEVER	OCCASIONALLY	OFTEN	ALL THE TIME	TOTAL	WEIGHTED AVERAGE
Bullying	57.50% 253	33.18% 146	7.05% 31	2.27% 10	440	1.54
Racial discrimination	81.46% 356	15.10% 66	2.52% 11	0.92% 4	437	1.23
Sexual discrimination	71.20% 314	21.09% 93	6.12% 27	1.59% 7	441	1.38
Sexual harassment	66.21% 292	26.98% 119	5.90% 26	0.91% 4	441	1.41
Toxic work environment	36.20% 160	48.42% 214	12.90% 57	2.49% 11	442	1.82
Physical altercations	84.93% 372	14.84% 65	0.23% 1	0.00% 0	438	1.15
Abusive language / screaming	28.44% 126	49.44% 219	15.80% 70	6.32% 28	443	2.00
Micromanagement	18.06% 80	47.86% 212	23.02% 102	11.06% 49	443	2.27

### Q11 In the last two years, have you qualified for MPI health care benefits?

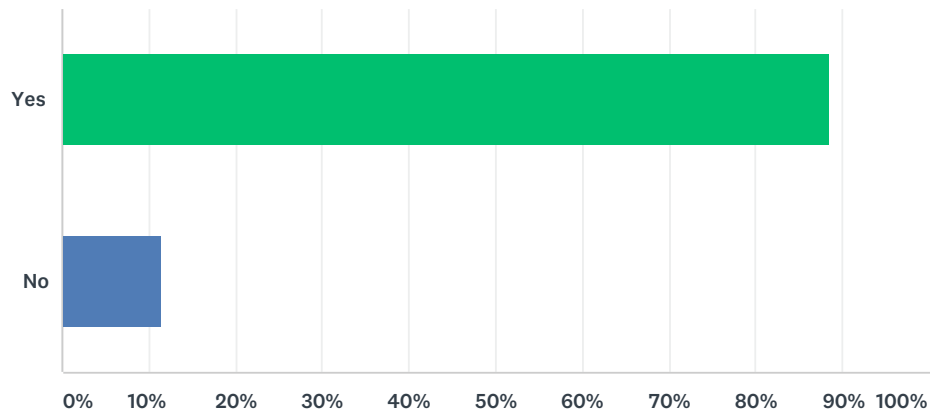
Answered: 445 Skipped: 18



ANSWER CHOICES	RESPONSES	
Yes	78.65%	350
No	21.35%	95
TOTAL		445

## Q12 Would you be interested in alternative ways to attain health insurance benefits?

Answered: 95 Skipped: 368



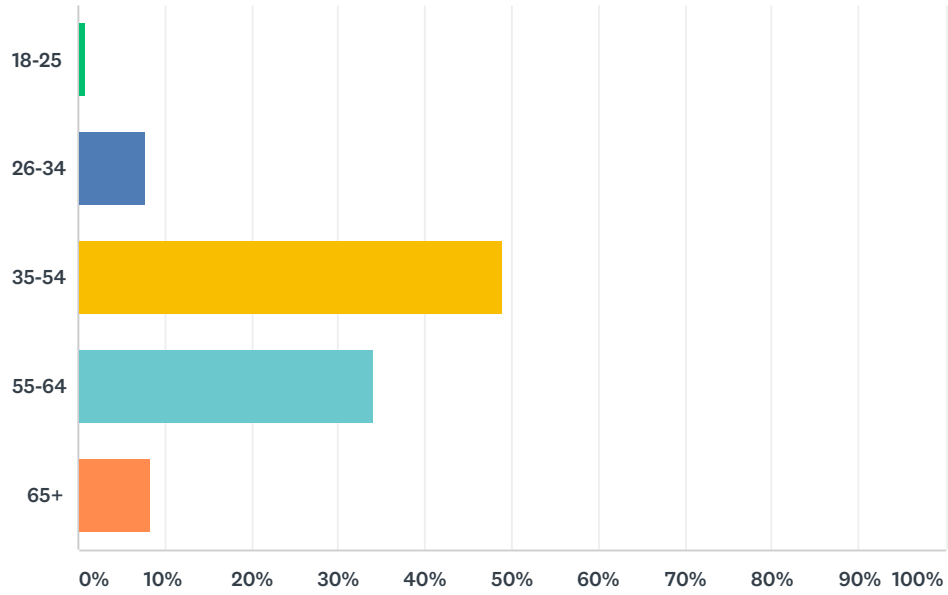
ANSWER CHOICES	RESPONSES	
Yes	88.42%	84
No	11.58%	11
TOTAL		95

**Q13 Besides the mandatory CSAFT-administered safety courses you already take, is there any other type of skills training you would like the Local to offer?**

Answered: 194 Skipped: 269

### Q14 What is your age?

Answered: 442 Skipped: 21

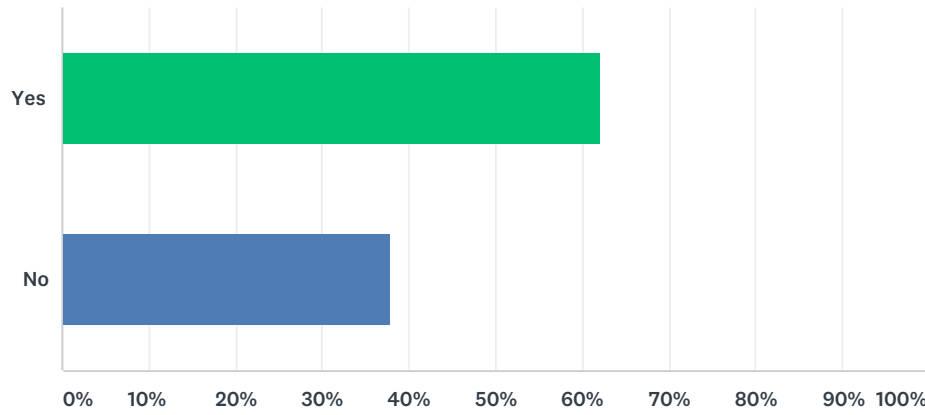


ANSWER CHOICES	RESPONSES
18-25	0.90% 4
26-34	7.69% 34
35-54	48.87% 216
55-64	34.16% 151
65+	8.37% 37
TOTAL	442



### Q15 Do you have children or other dependents?

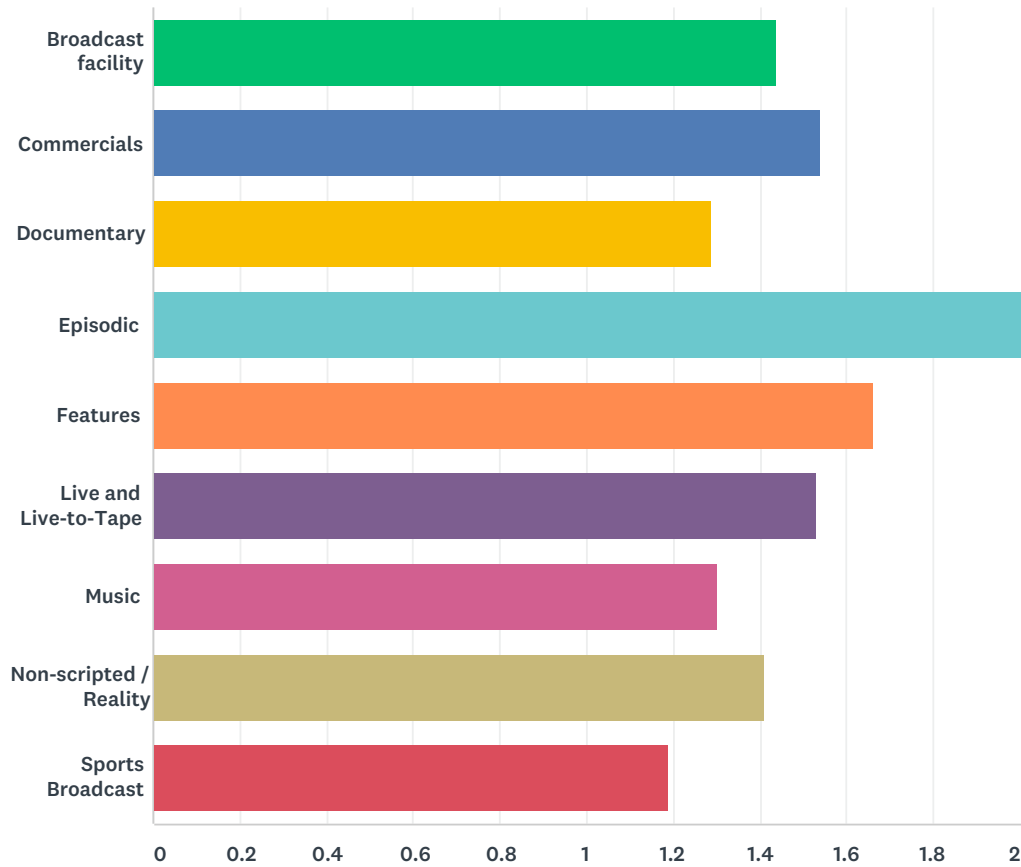
Answered: 441 Skipped: 22



ANSWER CHOICES	RESPONSES	
Yes	62.13%	274
No	37.87%	167
TOTAL		441

# Q16 In the last two years, how much did you work in these areas?

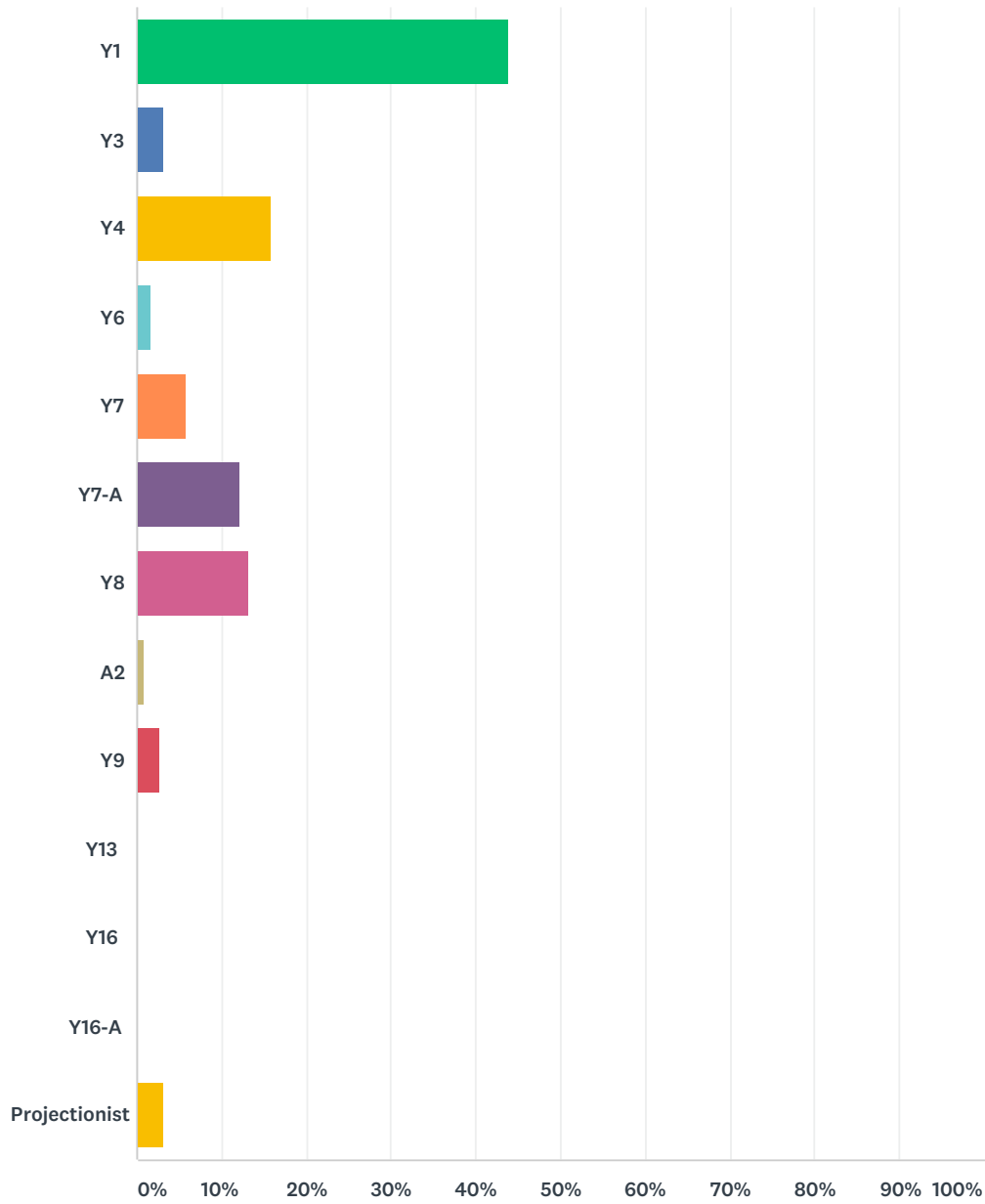
Answered: 442 Skipped: 21



	LITTLE OR NONE	SOME	MOST OR ALL	TOTAL	WEIGHTED AVERAGE
Broadcast facility	71.77% 300	12.92% 54	15.31% 64	418	1.44
Commercials	60.10% 250	25.72% 107	14.18% 59	416	1.54
Documentary	73.97% 304	22.63% 93	3.41% 14	411	1.29
Episodic	38.42% 161	23.15% 97	38.42% 161	419	2.00
Features	51.44% 214	31.49% 131	17.07% 71	416	1.66
Live and Live-to-Tape	64.75% 270	17.99% 75	17.27% 72	417	1.53
Music	75.06% 307	19.80% 81	5.13% 21	409	1.30
Non-scripted / Reality	72.02% 296	15.33% 63	12.65% 52	411	1.41
Sports Broadcast	86.13% 354	8.76% 36	5.11% 21	411	1.19

### Q17 What is your classification?

Answered: 432 Skipped: 31

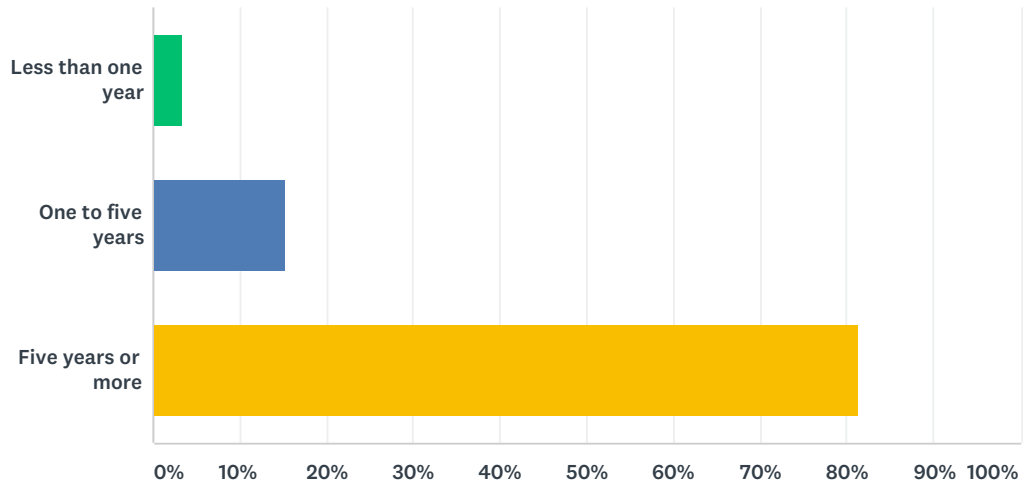


ANSWER CHOICES	RESPONSES	
Y1	43.98%	190
Y3	3.24%	14
Y4	15.97%	69
Y6	1.62%	7
Y7	5.79%	25
Y7-A	12.04%	52

Y8	13.19%	57
A2	0.93%	4
Y9	2.78%	12
Y13	0.23%	1
Y16	0.23%	1
Y16-A	0.00%	0
Projectionist	3.24%	14
Total Respondents: 432		

## Q18 How long have you been a member of Local 695?

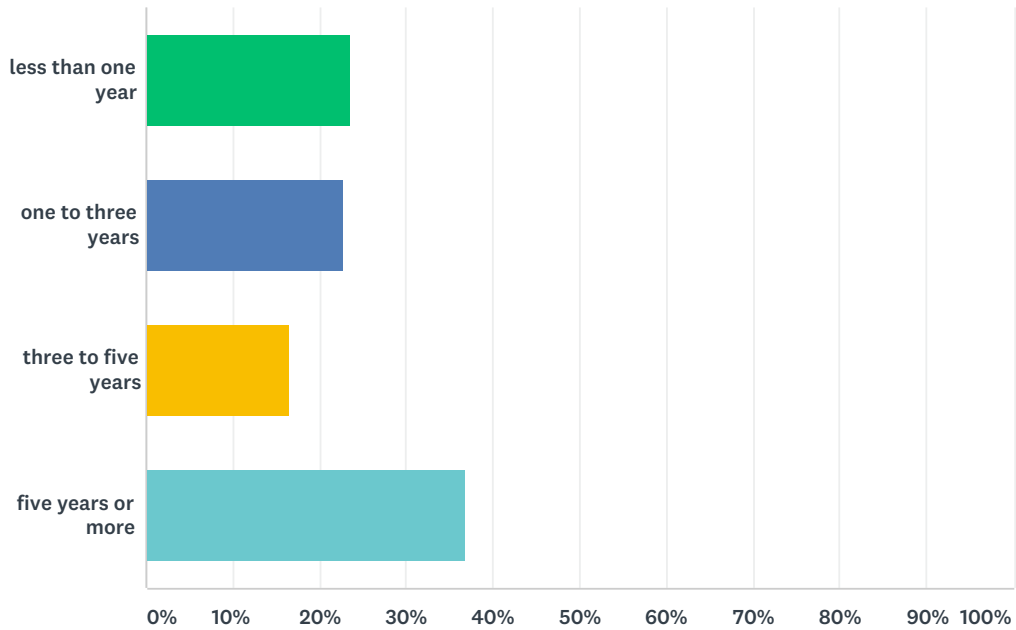
Answered: 439 Skipped: 24



ANSWER CHOICES	RESPONSES	
Less than one year	3.42%	15
One to five years	15.26%	67
Five years or more	81.32%	357
<b>TOTAL</b>		<b>439</b>

### Q19 How long did you work in your current position before joining IATSE?

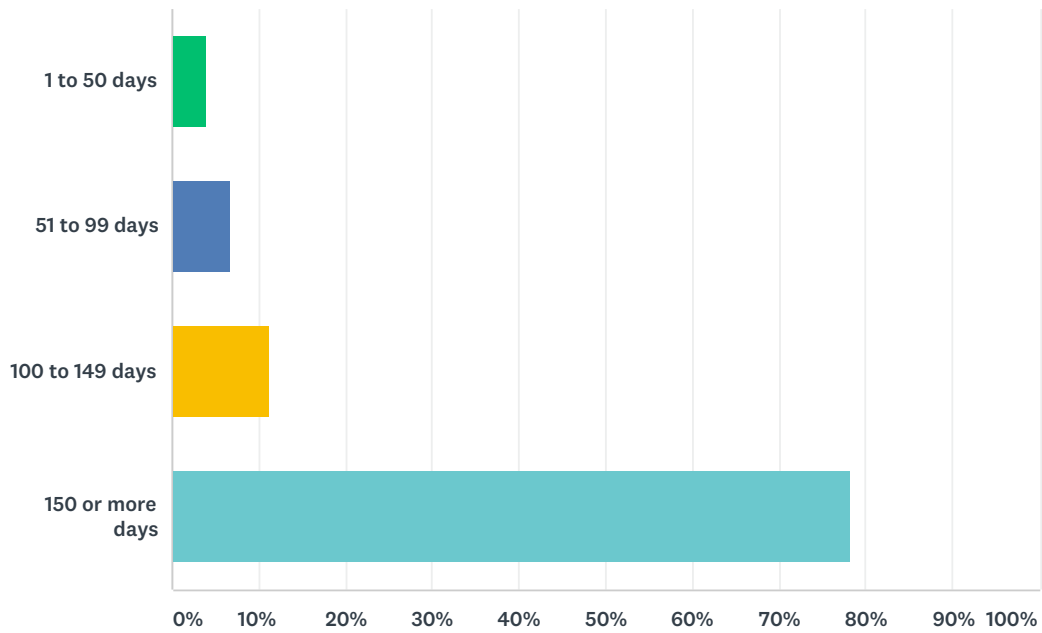
Answered: 434 Skipped: 29



ANSWER CHOICES	RESPONSES	
less than one year	23.73%	103
one to three years	22.81%	99
three to five years	16.59%	72
five years or more	36.87%	160
TOTAL		434

## Q20 How many days have you worked in the last two years (both union and non-union work)?

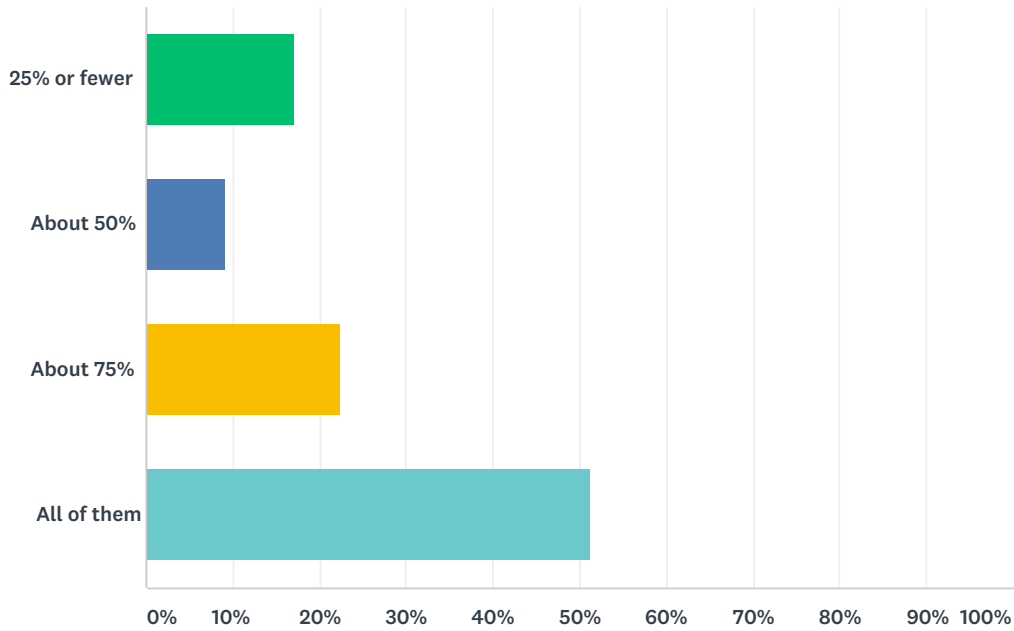
Answered: 435 Skipped: 28



ANSWER CHOICES	RESPONSES
1 to 50 days	3.91% 17
51 to 99 days	6.67% 29
100 to 149 days	11.26% 49
150 or more days	78.16% 340
TOTAL	435

## Q21 Of the days you worked, how many of them were through an IATSE contract?

Answered: 435 Skipped: 28

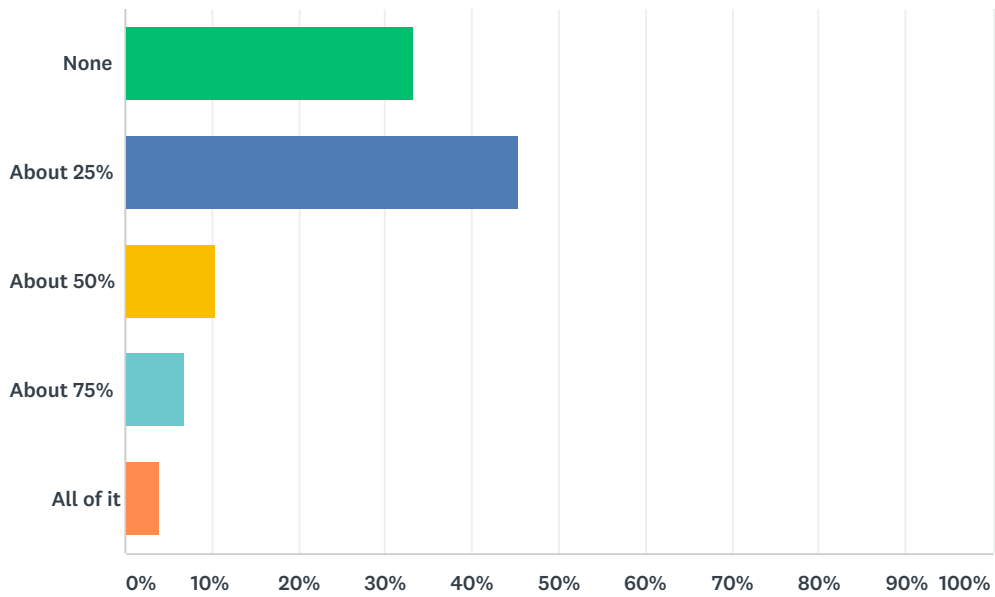


ANSWER CHOICES	RESPONSES	
25% or fewer	17.24%	75
About 50%	9.20%	40
About 75%	22.30%	97
All of them	51.26%	223
<b>TOTAL</b>		<b>435</b>



## Q22 In the last two years, how much of your work required that you spend the night away from home?

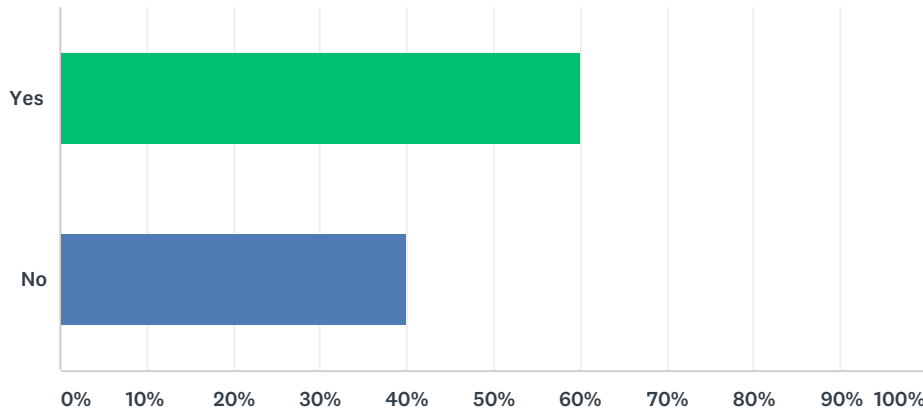
Answered: 436 Skipped: 27



ANSWER CHOICES	RESPONSES	
None	33.26%	145
About 25%	45.41%	198
About 50%	10.55%	46
About 75%	6.88%	30
All of it	3.90%	17
<b>TOTAL</b>		<b>436</b>

### Q23 Would you be interested in participating in a follow-up survey?

Answered: 438 Skipped: 25



ANSWER CHOICES	RESPONSES	
Yes	60.05%	263
No	39.95%	175
TOTAL		438

**Q24 As noted earlier, this survey is anonymous and confidential. However, if you wish to participate in a follow-up survey, we need your contact information. Which of the following methods do you prefer?**

Answered: 197 Skipped: 266

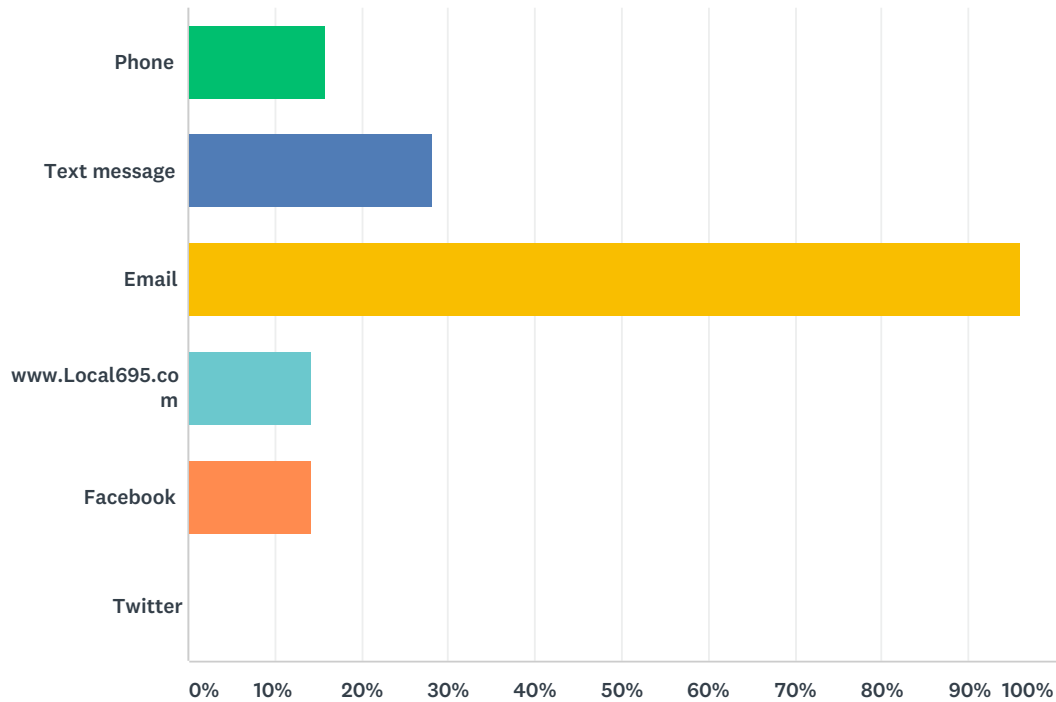
ANSWER CHOICES	RESPONSES	
Phone	38.58%	76
Text	29.95%	59
Email	89.85%	177
Facebook	4.06%	8
Twitter	2.03%	4

**Q25 If you have any thoughts or comments we haven't covered, please share them with us:**

Answered: 117 Skipped: 346

**Q26 Finally, for general announcements and information coming from the Local, which of the following methods are effective ways to reach you?  
(please check all that apply)**

Answered: 407 Skipped: 56



ANSWER CHOICES	RESPONSES	
Phone	15.97%	65
Text message	28.26%	115
Email	96.07%	391
www.Local695.com	14.25%	58
Facebook	14.25%	58
Twitter	0.25%	1
Total Respondents: 407		